



Summer Ventilation



**SUMMER**  
**VENTILATION**





**VORTICE S.p.A.** is part of a multinational group, **VORTICE GROUP**, which operates through its own companies or local distributors in over 90 countries worldwide and has a rich product portfolio that guarantees air quality and climate comfort. The headquarters of VORTICE S.p.A are in Tribiano (Milan).



VORTICE GROUP also includes:

[1]  
**VORTICE LIMITED**, the UK subsidiary of VORTICE S.p.A., established in 1977 and based in Burton on Trent.

[2]  
**VORTICE INDUSTRIAL**, born from the acquisition in 2010 of Loran srl, based in Isola della Scala (VR).

[3]  
**VORTICE VENTILATION SYSTEM**, a company inaugurated in 2013 with headquarters in Changzhou, China.

[4]  
**VORTICE LATAM S.A.**, based in Alajuela in Costa Rica, established in 2012.

[5]  
**CASALS VENTILACIÓN AIR INDUSTRIAL S.L.**, historic Spanish brand, based in Sant Joan de les Abadesses, Girona, acquired in 2019.



## INDEX



### RESIDENTIAL CEILING FANS

- 04 **NORDIK AIR DESIGN RANGE**  
Reversible ceiling fans
- 10 **NORDIK ECO RANGE**  
Energy Saving and Reversible ceiling fans
- 14 **NORDIK EVOLUTION RANGE**  
Reversible ceiling fans
- 20 **NORDIK INTERNATIONAL PLUS RANGE**  
IPX5 ceiling fans
- 26 **NORDIK INTERNATIONAL PLUS-R RANGE**  
Reversible ceiling fans IPX5
- 32 **GORDON RANGE**  
Wall-mounting fans



### SUMMER VENTILATION

- 34 **GORDON EVO RANGE**  
Oscillating table, wall-mounting and pedestal fans
- 38 **ARIANTE RANGE**  
Rotating, multi-directional table and floor fans
- 42 **ARIANTE TOWER RANGE**  
Oscillating tower fans



ErP compliant  
The ErP compliant logo indicates that the appliance is ecocompatible and adheres to the ErP directive 2009/125/CE.

## Regulatory Standards

Summer Ventilation products comply with the following European Directives:


- Low Voltage Directive (LVD) - 2014/35/UE;
- Electromagnetic Compatibility Directive (EMC) - 2014/30/UE;
- Machines Directive MD 2006/42/EC;

- ErP Eco Design Directive 2009/125/EC;
- European Regulation N° 206/2012;
- European Regulation N° 1275/2008.

## NORDIK® AIR DESIGN RANGE

Reversible ceiling fans with 3 blades for residential and commercial applications, characterised by the sophisticated aesthetics, the work of Momodesign, and which, on request, can be configured in a wide range of sizes and colours. Distinctive characteristics of the NORDIK AIR DESIGN fans are the advanced technologies used, from the carbon fibre blades to the LED lighting system, to the radio frequency remote control, studied to maximise the usability of the products, minimise noise emissions and optimise consumption.

- 12 standard models, with different nominal diameters (1400 mm, 1800 mm), suspension rod lengths (170 mm and 290 mm) and aesthetic finishes. Additional versions can be obtained on request, from the combination of motor lids, suspension rods and sets of blades which have different dimensions and colours.
- Design and construction entirely "Made in Italy".
- Design: **MOMODESIGN**
- This range of fans consists of 12 models and 4 standard configurations.
- Other versions can be created by combinations of 4 different motor unit kits, 12 different suspension kits and 16 different blade kits.
- A special program, accessible on [vortice.com](http://vortice.com), will guide customers in configuring the product that most suits their tastes and /or needs.





**RETRACTABLE FASTENING**

The particular shape of the suspension tube lets you keep the hooking device hidden.



**Radio frequency remote control (RF), which allows to:**

1. switch the product on/off;
2. control rotation speed (5 pre-defined alternatives available);
3. set the direction of rotation, and with it, decide the direction of the flow of air generated;
4. switch the light on/off, at the same time selecting the type of lighting desired;
5. control the brightness of the light source;
6. programme delayed fan switch off in steps of 15', up to a maximum of 75'.



## NORDIK AIR DESIGN RANGE

### REVERSIBLE CEILING FANS

- Caps, motor covers and external casings of the support rods (suspension pipes) incorporating the control electronics, moulded in transparent plastic resin (PC), embossed internally and painted in different colours.
- Reverse function It allows to reverse the air flow direction from floor to ceiling: this means that the flow is no longer direct, but wider and more all-round. It also helps reducing the difference in temperature between the floor (where the temperature is lower) and the ceiling (where it is in winter time).
- Carbon fibre blades, to team lightness and torsional rigidity, shaped with airfoil profile to combine reduced noise levels and high efficiency even at low speeds.
- Electro-galvanised steel support rods.
- Can be installed on steep sloping ceilings.
- External rotor type self-protected motors, operating clockwise and anti-clockwise, with shafts mounted on ball bearings to guarantee prolonged continuous service at maximum plate temperature and designed to ensure high performance also at low speeds.
- LED lighting system (3500 °K colour temperature), which offers three alternative lighting modes, which are selected via remote control.
- Safety cable, compliant with the most recent international regulation regarding safety of ceiling fans, to prevent risks of falling if the product is not installed correctly.
- Class of electric isolation: II (earthing not required).

## Adjustable LED system

### HOME ENVIRONMENT

Powered by 60 LEDs in the central part of the ceiling lamp, 120° light beam, intensity adjustable as desired.



### WORK ENVIRONMENT ("DARK LIGHT")

Powered by 50 LEDs in the outer crown of the ceiling lamp, 70° light beam, intensity adjustable as desired.



### MIXED HOME-WORK ENVIRONMENT

Powered by all 110 LEDs on the ceiling lamp, intensity adjustable as desired.





## TECHNICAL DATA

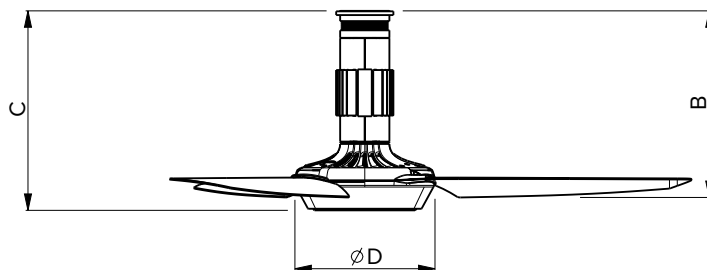
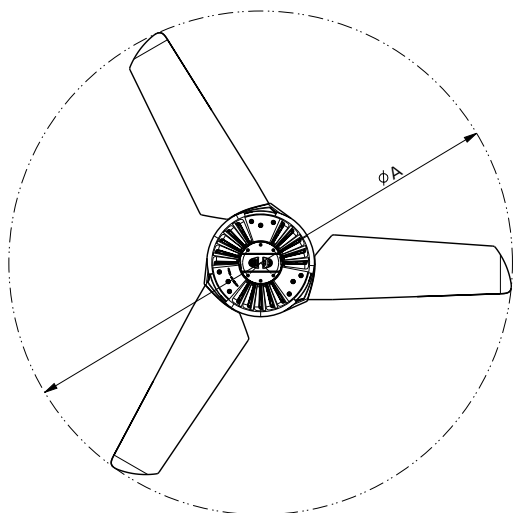
MODELS	CODE	COLOR	V	HZ	W	A	RPM	NR. BLADE	MAX AIRFLOW m³/h	Kg
NORDIK AIR DESIGN 140-17	61030	TRASPARENT	220 - 240	50	115	0.54	184	3	12500	9.7
NORDIK AIR DESIGN 140-17	61033	WHITE	220 - 240	50	115	0.54	184	3	12500	9.7
NORDIK AIR DESIGN 140-17	61036	TITANIUM	220 - 240	50	115	0.54	184	3	12500	9.7
NORDIK AIR DESIGN 140-29	61031	TRASPARENT	220 - 240	50	115	0.54	184	3	12500	9.7
NORDIK AIR DESIGN 140-29	61034	WHITE	220 - 240	50	115	0.54	184	3	12500	9.8
NORDIK AIR DESIGN 140-29	61037	TITANIUM	220 - 240	50	115	0.54	184	3	12500	9.8
NORDIK AIR DESIGN 160-29	61032	TRASPARENT	220 - 240	50	115	0.54	162	3	15500	10.0
NORDIK AIR DESIGN 160-29	61035	WHITE	220 - 240	50	115	0.54	162	3	15500	10.0
NORDIK AIR DESIGN 160-29	61038	TITANIUM	220 - 240	50	115	0.54	162	3	15500	10.0
NORDIK AIR DESIGN 180-29	61039	TRASPARENT	220 - 240	50	115	0.54	148	3	16500	10.0
NORDIK AIR DESIGN 180-29	61041	WHITE	220 - 240	50	115	0.54	148	3	16500	10.0
NORDIK AIR DESIGN 180-29	61042	TITANIUM	220 - 240	50	115	0.54	148	3	16500	10.0

## NORDIK® AIR DESIGN RANGE | TECHNICAL DATA FOR REGULATION N° 206/2012 UE

	SYMBOL	UNIT OF MEASURE	NORDIK AIR DESIGN 140-17	NORDIK AIR DESIGN 140-29	NORDIK AIR DESIGN 160-29	NORDIK AIR DESIGN 180-29
CODE			61030 - 61033 - 61036	61031 - 61034 - 61037	61032 - 61035 - 61038	61039 - 61041 - 61042
Maximum fan air flow	F	m³/min	208.33	208.33	258.33	275
Fanpower input	P	W	115	115	115	115
Service value	SV	(m³/min)W	1.811	1.811	2.246	2.391
Standby power consumption	PSB	kW	-	-	-	-
Fan sound power level	LWA	dB(A)	48.2	48.2	48.7	48.9
Maximum air velocity	C	m/sec	1.57	1.57	1.49	1.42
Measurement standard for service value			IEC 60879; EN62301: UNI EN ISO 3741			

For more information refer to: Vortice Spa, Strada Cerca, 2 - 20067 Zoate di Tribiano (MI) Italia

## DIMENSIONS



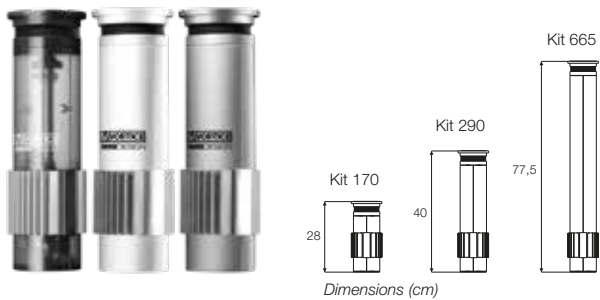
MODELS	CODE	ØA	B	C	ØD
NORDIK AIR DESIGN 140-17	61030 - 61033 - 61036	1400	400	425	300
NORDIK AIR DESIGN 140-29	61031 - 61034 - 61037	1400	520	545	300
NORDIK AIR DESIGN 160-29	61032 - 61035 - 61038	1600	520	545	300
NORDIK AIR DESIGN 180-29	61039 - 61041 - 61042	1800	520	545	300

Dimensions (mm)

**NORDIK AIR DESIGN RANGE**  
REVERSIBLE CEILING FANS

**CUSTOMISATION**

Create your Air Design however you like: choose the blade kit finish, the colour of the suspension system kit and the motor unit kit directly from our new configurator, available on our website [vortice.com \(http://airdesign.vortice.it/en\)](http://airdesign.vortice.it/en).



SUSPENSION SYSTEM KIT			
COLOR	170	290	665
TRASPARENT	21040	21045	21050
WHITE	21041	21046	21051
TITANIUM	21042	21047	21052

MOTOR UNIT KIT		
TRASPARENT	WHITE	TITANIUM
21020	21021	21022









## NORDIK® ECO RANGE

Reversible ceiling fans for residential and commercial applications, equipped with EC motors (brushless), which ensure low consumption (indicatively half that of traditional AC units of equal power and performance), and allow the speed to be controlled to adapt performance to the actual requirements.

- 6 models, available with blade diameters of 90, 120, 140, 160, 180, 200 all white.
- Design and construction entirely "Made in Italy".
- Reduced consumption (important in the case of a high number of products installed and prolonged periods of their annual use).
- High continuous use environment temperature (45°C).
- Indicated also for night-time operation, thanks to the painted sheet steel blades with profile accurately studied to guarantee particularly silent operation.
- Reversibility function: it is possible to invert the direction of the air flow, directing it from the bottom upwards to create an indirect flow and therefore more comfortable, enveloping and ample. In this way, de-stratification of the heat is improved in the winter, reducing the temperature difference between the floor (colder) and the ceiling (warmer).
- Cools persons positioned within a circumference corresponding to approx. 2.5 times the outside diameter of the blades in a completely free environment. In the presence of walls tangent to the circumference, the cooling effect is accentuated. The minimum height of the fan from the ground must be 2.3 m.
- Caps and motor covers in heat resistant plastic resin (ABS), which are also "UV resistant".
- Electronic switch-over (EC) brushless motors with shaft mounted on ball bearings to guarantee long lasting continuous service at the maximum plate temperature, and able to ensure high performance over the operating range. Integrated motor driver.
- White painted steel sheet support rods. In the 180/70" and 200/80" models the blades have specific reinforcement in the area of fixing to the motor, to guarantee higher mechanical resistance and duration over time.
- Supplied with a support rod measuring 290 mm long in steel painted with scratch-proof polyester paint.
- Bag of accessories containing the hardware necessary to mount the blades, the hook and the vibration damper rubber for ceiling mounting.
- Set-up to house the relevant light kit (optional) equipped with LEDs that guarantee very low consumption (approx. 25 W with respect to the 150 W of a traditional incandescent light bulb of equal 2000 Lumen, brightness), based on an average duration up to 25 times longer.
- Possibility of control via Vortice 5 speed control units or TELENORDIK ECO remote control (optional).
- Protection rating from dusts and water: IP20.
- Class of electric isolation: I (earthing required).
- Compliant with the requirements of European Regulation N° 206/2012.

HIGH PERFORMANCE  
thanks to the particular design of  
the blades, fans of the NORDIK  
ECO range are able  
to displace large  
airflows, varying in  
volume according  
to the model  
size.





**MOTOR CUPS AND COVERS**  
Motor cups and covers made moulded from heat-resistant plastic resin, white colour.

**RETRACTABLE FASTENING**  
The particular shape of the suspension tube lets you keep the hooking device hidden.

**POWDER COATED STEEL**  
Blades and ceiling rod made steel sheet, white colour painted.

**BLADES**  
For additional mechanical strength and durability over time, the blades of 180/70" and 200/80" versions the point of attachment to the motor.

**EC MOTORS**  
EC (brushless) motor with shaft turning in ball bearings, capable of delivering high efficiency across the entire operating range.  
Built in motor driver.



The hanger consists of a special plate with 4 holes for tight and durable fastening, which can also be used to suspend the appliance from sloping ceilings.

**NORDIK ECO RANGE**  
ENERGY SAVING AND REVERSIBLE CELING FANS

## TECHNICAL DATA

MODELS	CODE	COLOUR	V	Hz	W	A	RPM	Blades	Max airflow m³/h
NORDIK ECO 90/36"	61060	White	220-240	50	27	0,26	250	3	9500
NORDIK ECO 120/48"	61061				30	0,29	235		14100
NORDIK ECO 140/56"	61062				30	0,29	235		16500
NORDIK ECO 160/60"	61063				30	0,29	210		17200
NORDIK ECO 180/70"	61064				40	0,37	205		21000
NORDIK ECO 200/80"	61065				40	0,37	200		22500

## NORDIK® ECO RANGE | TECHNICAL DATA FOR REGULATION N° 206/2012 UE

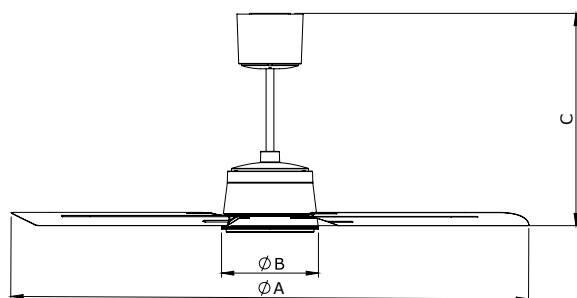
	SYMBOL	UNIT OF MEASURE	NORDIK ECO 90/36"	NORDIK ECO 120/48"	NORDIK ECO 140/56"	NORDIK ECO 160/60"	NORDIK ECO 180/70"	NORDIK ECO 200/80"
CODE			61060	61061	61062	61063	61064	61065
Maximun fan air flow	F	m³/min	158,33	234,17	275	286,67	350	375
Fanpower input	P	W	27	30	30	30	40	40
Service value	SV	(m³/min)W	5,864	7,833	9,167	9,556	8,750	9,375
Standby power consumption	PSB	kW	0,38	0,38	0,38	0,38	0,38	0,38
Fan sound power level	LWA	dB(A)	45,6	52,1	53,9	54,2	56,9	57,8
Maximum air velocity	C	m/sec	2,88	2,41	2,07	1,65	1,59	1,38

Measurement standard for service value

IEC 60879; EN62301 : UNI EN ISO 3741

For more information refer to: Vortice Spa, Strada Cerca, 2 - 20067 Zoate di Tribiano (MI) Italia

## DIMENSIONS



MODELS	CODE	A	B	C
NORDIK ECO 90/36"	61060	914	237	535
NORDIK ECO 120/48"	61061	1218	237	535
NORDIK ECO 140/56"	61062	1422	237	535
NORDIK ECO 160/60"	61063	1524	237	535
NORDIK ECO 180/70"	61064	1800	237	535
NORDIK ECO 200/80"	61065	2000	237	535

Dimensions (mm)

## ACCESSORIES

POT R (code 12829)

TELENORDIK ECO (code 21200)

VORT DELTA T WiFi (code 21200)

KIT SPARE BLADE

CEILING RODS

Various lenghts to enable installation at desired height.



Potentiometer - for external setting of controllers with 0-10 V



Infrared remote control

WiFi multiple controller



NKE BLK 900 mm (code 21162)  
NKE BLK 1200 mm (code 21163)  
NKE BLK 1400 mm (code 21164)  
NKE BLK 1600 mm (code 21165)  
NKE BLK 1800 mm (code 21166)  
NKE BLK 2000 mm (code 21167)



NKE ROD 160 mm (code 21150)  
NKE ROD 290 mm (code 21151)  
NKE ROD 350 mm (code 21152)  
NKE ROD 500 mm (code 21153)  
NKE ROD 665 mm (code 21154)  
NKE ROD 915 mm (code 21155)



## **NORDIK® EVOLUTION** **RANGE**

Ideal for use in bedrooms, living rooms, shops, stores and other public places.

- Nominal diameter of blades 900, 1200, 1400 and 1600 mm.
- Top and bottom motor covers moulded from heat-resistant and UV-resistant thermoplastic resin (ABS), colour white.
- Wiring connections at end of ceiling rod concealed by domes moulded from impact- and UV-resistant thermoplastic resin (PP).
- Four colour finishes: white, silver, black and briar wood.
- Single phase start capacitor motor with external rotor, and shaft turning in ball bearings. Direction of rotation reversible.
- Maximum air flow 17011 m<sup>3</sup>/h.
- 3 sheet steel blades powder coated with scratch-resistant polyester.
- Steel ceiling rod with scratch-resistant polyester powder coated finish, length 375 mm.
- Bag of accessories containing nuts and bolts required for assembly of blades, ceiling hook and rubber anti-vibration washer.
- Factory-prepared to accept 2 specific optional light kits: with lamp rated 105 W max, E27 screw fitting; with 2x15 W max energy saving lamp, E27 screw fitting (mandatory in EU).
- Speed selectable by way of control units or Telenordik 5TR remote control (optional).
- Insulation class: Cl.I Ⓢ.

### **Reverse function**

It allows to reverse the air flow direction from floor to ceiling: this means that the flow is no longer direct, but wider and more all-round. It also helps reducing the difference in temperature between the floor (where the temperature is lower) and the ceiling (where it is in winter time).




EVOLUTION LIGHT KIT ES  
with 1 incandescent light with max  
power 105 W and E27 socket.

EVOLUTION LIGHT KIT  
with 2 energy efficient E27  
socket lamps.



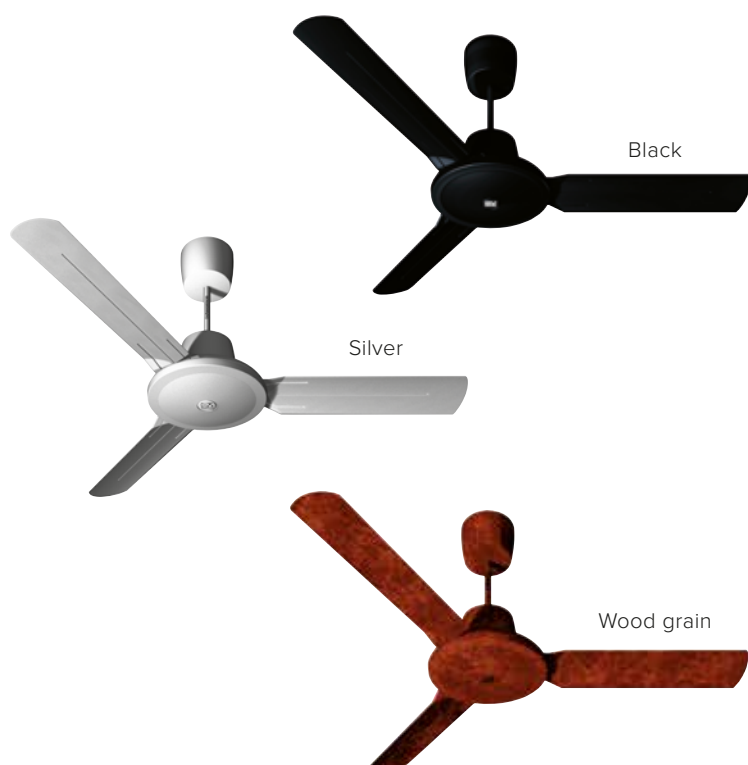




Steel ceiling attachment hook for complete operating safety.

Wide selection of different length support rods to blend perfectly into any room.

Set-up to house optional Specific Light Kits.



Black

Silver

White Gold

Wood grain

Nordik Evolution Gold models differ from the other models of the Range for their fine aesthetics, the result of advanced technologies that give the products the characteristic metallic mirror finish in white gold color.

## NORDIK EVOLUTION RANGE

### REVERSIBLE CEILING FANS

#### TECHNICAL DATA

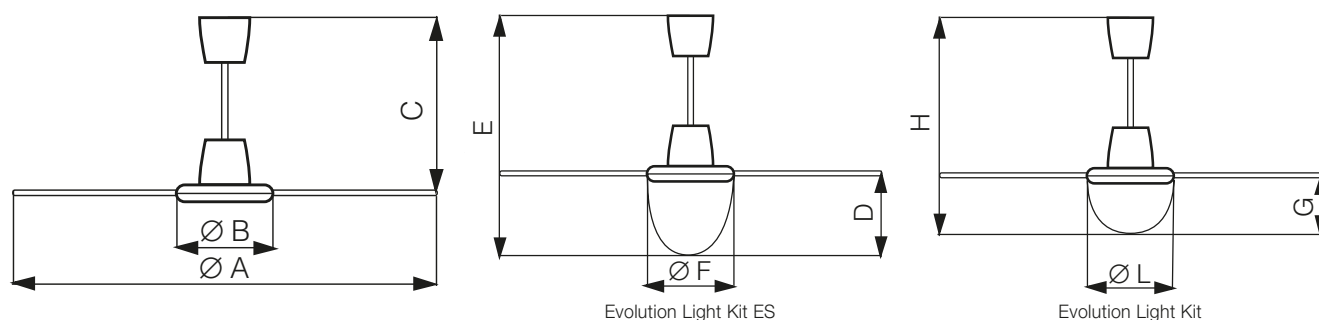
MODELS	CODE	COLOR	V	HZ	W	A	RPM	NR. BLADE	MAX AIRFLOW m³/h	Kg
NORDIK EVOLUTION R 90/36"	61750	WHITE	220 - 240	50	70	0.34	200	3	11592	6.4
	61751	WHITE	220 - 240	50	70	0.34	198	3	13810	6.8
	61754	SILVER	220 - 240	50	70	0.34	198	3	13810	6.8
NORDIK EVOLUTION R 120/48"	61755	WOOD GRAIN	220 - 240	50	70	0.34	198	3	13810	6.8
	61756	BLACK	220 - 240	50	70	0.34	198	3	13810	6.8
	61733	WHITE GOLD	220 - 240	50	70	0.34	198	3	13810	6.8
NORDIK EVOLUTION R 140/56"	61752	WHITE	220 - 240	50	70	0.35	197	3	16586	7.1
	61757	SILVER	220 - 240	50	70	0.35	197	3	16586	7.1
	61758	WOOD GRAIN	220 - 240	50	70	0.35	197	3	16586	7.1
	61759	BLACK	220 - 240	50	70	0.35	197	3	16586	7.1
	61734	WHITE GOLD	220 - 240	50	70	0.35	197	3	16586	7.1
NORDIK EVOLUTION R 160/60"	61753	WHITE	220 - 240	50	70	0.34	193	3	17011	7.6

#### NORDIK® EVOLUTION RANGE | TECHNICAL DATA FOR REGULATION N° 206/2012 UE

	SYMBOL	UNIT OF MEASURE	NORDIK EVOLUTION 90/36"	NORDIK EVOLUTION 120/48"	NORDIK EVOLUTION 140/56"	NORDIK EVOLUTION 160/60"
CODE			61750	61751 - 61754 - 61755 - 61756 - 61733	61752 - 61757 - 61758 - 61759 - 61734	61753
Maximum fan air flow	F	m³/min	193.20	230.17	276.43	283.52
Fanpower input	P	W	70	70	70	70
Service value	SV	(m³/min)W	2.760	3.288	3.949	4.050
Standby power consumption	PSB	kW	-	-	-	-
Fan sound power level	LWA	dB(A)	46.1	49.1	52.6	55.6
Maximum air velocity	C	m/sec	3.52	2.36	2.08	1.63
Measurement standard for service value			IEC 60879; EN62301: UNI EN ISO 3741			

For more information refer to: Vortice Spa, Strada Cerca, 2 - 20067 Zoate di Tribiano (MI) Italia

#### DIMENSIONS



MODELS	CODE	ØA	ØB	C	ØD	E	ØF	G	H	ØL
NORDIK EVOLUTION R 90/36"	61750	980	298	495	229	724	291	145	640	291
NORDIK EVOLUTION R 120/48"	61751 - 61754 - 61755 - 61756 - 61733	1284	298	495	229	724	291	145	640	291
NORDIK EVOLUTION R 140/56"	61752 - 61757 - 61758 - 61759 - 61734	1488	298	495	229	724	291	145	640	291
NORDIK EVOLUTION R 160/60"	61753	1590	298	495	229	724	291	145	640	291

Dimensions (mm)



## NORDIK EVOLUTION RANGE

### REVERSIBLE CEILING FANS

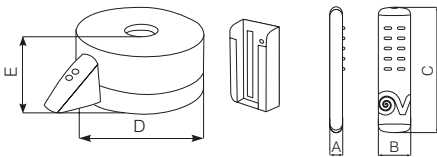
## ACCESSORIES

TELENORDIK 5TR (code 22386)



- New infrared remote control 5 speeds-timer-reverse
- The receiver is hidden inside the fan casing, with only the tip in which the sensor is located protruding.
- Uses infrared transmission to eliminate possible interference with radios or other electrical units.
- Set consists of a receiver, which is fitted to the fan ceiling rod, a transmitter, which sends the desired commands to the fan and a transmitter carrying case which can be fixed to the wall.
- Provided with LED indicators showing operation and "stand-by" status (power on).
- Remote-control range: approximately 13 meters line of sight.
- Fan and remote-control unit are both IMQ approved.
- Easy to install as connections between the fan and fixed speed regulator are not necessary.
- Transmitter can control any TeleNordik receiver.

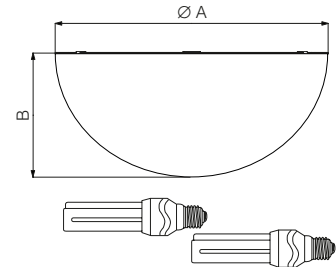
Remote control	-	infrared
Receiver Volt at 50 Hz	Hz	220-240
Stand by	W	0.558
Maximum load Watt	W	100
Transmitter battery	-	2 x AAA 1.5 V
Receiver	Kg	0.76
Transmitter	Kg	0.06
Insulation	-	Cl. II



Models	A	B	C	D	E
5TR	20	43	155	154	62

Dimensions (mm)

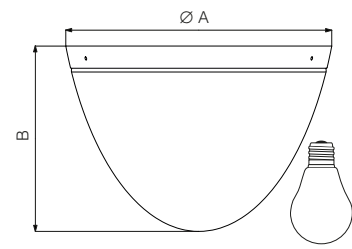
EVOLUTION LIGHT KIT ES (code 22414)



- Lighting system kit for all Nordik Evolution fans.
- Model for two energy saving lamps with Edison E27 fittings and maximum power output of 15 W each (equivalent to 75 W each).
- Diffuser globe made of strong laminated glass with opaque finish.
- Lamp max 15 W.
- Length=165 mm max.
- Not suitable for incandescent bulbs.

Models	ØA	B	Kg
Evolution Light Kit ES	291	120	1.0

EVOLUTION LIGHT KIT (code 22413)



- Lighting system kit for all Nordik Evolution fans.
- Model for one traditional incandescent bulb with Edison E27 fitting and maximum power output of 150 W.
- Diffuser made of opalescent laminated glass.

Models	ØA	B	Kg
Evolution Light Kit	291	203	1.6

KIT SCBRR5/5L/M BUILT-IN (cod. 22489)



- Kit to convert SCRR5 and SCRR5L position controllers from surface to flush-mounted.

SCRR/M (code 12965)



- Electronic reversible speed controller for use with up to 6 ceiling-mounted fans.
- Convertible to flush mounted using SCBRR5/5L/M.
- 220-240V ~ 50 Hz.
- Maximum load: 450W (2.5 A).
- Weight: 0.2 Kg.
- Double insulation.

SCRR5 (code 12963)



- 5-position reversible speed controller for ceiling-mounted fans without light.
- Convertible to flush-mounted using SCBRR5/5L/M.
- 220-240V ~ 50 Hz.
- Maximum load: 100W.
- Weight: 0.58 Kg.
- Double insulation.

SCRR5L (code 12964)



- 5-position reversible speed controller for ceiling-mounted fans with light.
- Convertible to flush-mounted using SCBRR5/5L/M.
- 220-240V ~ 50 Hz.
- Maximum load: 250W.
- Weight: 0.58 Kg.
- Double insulation.



## ACCESSORIES

### FLUSH OR WALL MOUNTED CONTROLS

SC 503 B (cod. 12801)



SC 503 N (cod. 12802)



SC EXT B (cod. 12803)



Thanks to their simple innovative design, these units more than meet the aesthetics expected of them for both domestic and commercial applications. Backing plate, knob, sliders and adapters made from polycarbonate; face plate and controller for wall mounting made from UV-resistant ABS. On the white and anthracite grey flush mounted versions, the knob and face plate are in matching colours. Both the flush and wall mounted version come with:

- knob with settings from 0 to 5 for various speeds (0 = OFF, 1- 5 = fan speed);
- a LED that shows when the fan is ON.
- two slider switches - one for the light and the other to reverse the fan (where applicable).
- Vortice ceiling fan controls are IMQ approved solely and exclusively for use with Vortice ceiling fans.

### AVAILABLE OPTIONAL ANCILLARIES

Anthracite grey face plate  
code 22463White face plate  
code 22462

*Recessed versions, thanks to an intermediate adjustable support, can be coupled with various existing standard face plates, satisfying diverse aesthetic requirements.*

*Support with 4 side teeth to be cut to provide compatibility with different face plates*

*Reverse mode*

*Type 503 box  
code 22461*

*Speed Setting Knob  
(0 = Off, 1-5 = Fan Speed)*

*Light switch*

*The result of an elegant and practical design*

*2 side adapters provided*

*Dedicated face plate*

*Power supply voltage (V): 220 - 240  
Power supply frequency (Hz): 50  
Max power consumption (W): 18*

### CEILING RODS

Various lengths to enable installation at desired height.



WHITE

Asta NK I 200 mm (code 22032)  
Asta NK I 250 mm (code 22033)  
Asta NK I 350 mm (code 22042)  
Asta NK I 500 mm (code 22051)  
Asta NK I 750 mm (code 22074)  
Asta NK I 1000 mm (code 22077)



SILVER

Asta NK I 200 mm (code 22023)  
Asta NK I 250 mm (code 22024)  
Asta NK I 350 mm (code 22026)  
Asta NK I 500 mm (code 22027)  
Asta NK I 750 mm (code 22028)  
Asta NK I 1000 mm (code 22029)



BLACK

Asta NK I 275 mm (code 22036)  
Asta NK I 375 mm (code 22037)  
Asta NK I 520 mm (code 22038)  
Asta NK I 775 mm (code 22039)  
Asta NK I 1025 mm (code 22043)



WOOD-GRAIN

Asta NK I 200 mm (code 22079)  
Asta NK I 275 mm (code 22047)  
Asta NK I 350 mm (code 22058)  
Asta NK I 500 mm (code 22092)  
Asta NK I 750 mm (code 22064)  
Asta NK I 1000 mm (code 22071)



WHITE GOLD

Asta NK I 200 mm (code 22681)  
Asta NK I 250 mm (code 22682)  
Asta NK I 350 mm (code 22683)  
Asta NK I 500 mm (code 22684)  
Asta NK I 750 mm (code 22685)  
Asta NK I 1000 mm (code 22686)



# NORDIK® INTERNATIONAL PLUS RANGE

Ideal for use in bedrooms, living rooms, shops, stores and other public places.

- Nominal diameter of blades 1400 and 1600 mm.
- Top and bottom motor covers moulded from heat-resistant and UV-resistant thermoplastic resin (ABS), colour white.
- Wiring connections at end of ceiling rod concealed by domes moulded from impact- and UV-resistant PP, colour white.
- Single phase start capacitor motor with external rotor, and shaft turning in ball bearings. Direction of rotation reversible.
- Maximum air flow: 14000 m<sup>3</sup>/h.
- 3 sheet steel blades powder coated with scratch-resistant polyester, colour white.
- Steel ceiling rod with polyester powder coated finish, colour white, length 375 mm.
- Bag of accessories containing nuts and bolts required for assembly of blades, ceiling hook and rubber anti-vibration washer.
- Factory-prepared to accept Light Kit (optional), suitable for lamp rated 150W. max with E27 screw fitting, or equivalent energy-saving lamp with E27 screw fitting.
- Speed selectable by way of control units (optional).
- Insulation class: Cl.I ⊕.







## NORDIK INTERNATIONAL PLUS RANGE

### CEILING FANS IPX5

## TECHNICAL DATA

MODELS	CODE	COLOR	V	HZ	W	A	RPM	NR. BLADE	MAX AIRFLOW m³/h	Kg
NORDIK INTERNATIONAL PLUS 140/56"	61721	WHITE	220 - 240	50	70	0.32	231	3	13500	6.2
NORDIK INTERNATIONAL PLUS 160/60"	61731	WHITE	220 - 240	50	70	0.32	201	3	14000	6.7

## NORDIK® INTERNATIONAL PLUS RANGE | TECHNICAL DATA FOR REGULATION N° 206/2012 UE

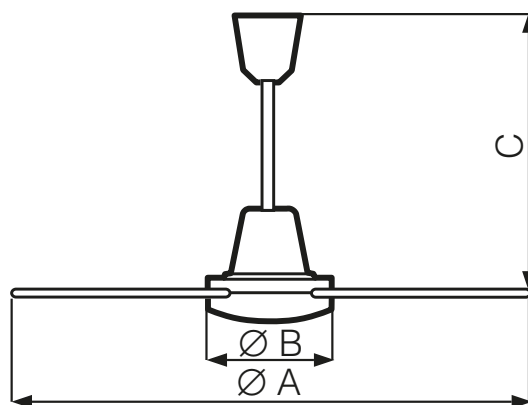
	SYMBOL	UNIT OF MEASURE	PLUS 140/56"	PLUS 160/60"
CODE			61721	61731
Maximun fan air flow	F	m³/min	225.00	233.33
Fanpower input	P	W	70	70
Service value	SV	(m³/min)W	3.214	3.333
Standby power consumption	PSB	kW	-	-
Fan sound power level	LWA	dB(A)	52.6	55.6
Maximum air velocity	C	m/sec	1.69	2.28

Measurement standard for service value

IEC 60879; EN62301: UNI EN ISO 3741

For more information refer to: Vortice Spa, Strada Cerca, 2 - 20067 Zoate di Tribiano (MI) Italia

## DIMENSIONS



MODELS	CODE	ØA	ØB	C
NORDIK INTERNATIONAL PLUS 140/56"	61721	1422	230	495
NORDIK INTERNATIONAL PLUS 160/60"	61731	1524	230	495

Dimensions (mm)



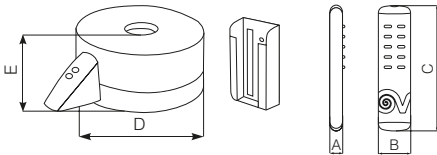
## ACCESSORIES

TELENORDIK 5TR (code 22386)



- New infrared remote control 5 speeds-timer-reverse
- The receiver is hidden inside the fan casing, with only the tip in which the sensor is located protruding.
- It uses infrared transmission to eliminate possible interference with radios or other electrical units.
- Set consists of a receiver, which is fitted to the fan ceiling rod, a transmitter, which sends the desired commands to the fan and a transmitter carrying case which can be fixed to the wall.
- Provided with LED indicators showing operation and "stand-by" status (power on).
- Remote-control range: approximately 13 meters line of sight.
- Fan and remote-control unit are both IMQ approved.
- Easy to install as connections between the fan and fixed speed regulator are not necessary.
- Transmitter can control any TeleNordik receiver.

Remote control	-	infrared
Receiver Volt at 50 Hz	Hz	220-240
Stand by	W	0.558
Maximum load Watt	W	100
Transmitter battery	-	2 x AAA 1.5 V
Receiver	Kg	0.76
Transmitter	Kg	0.06
Insulation	-	Cl. II



Models	A	B	C	D	E
5TR	20	43	155	154	62

Dimensions (mm)

### CEILING RODS

Various lengths to enable installation at desired height.



### WHITE

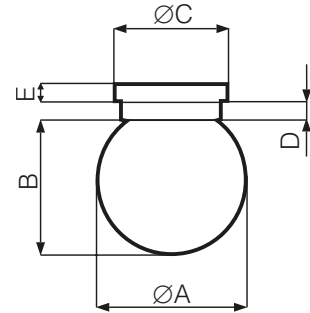
- Asta NK I 200 mm (code 22632)
- Asta NK I 250 mm (code 22633)
- Asta NK I 350 mm (code 22642)
- Asta NK I 500 mm (code 22651)
- Asta NK I 750 mm (code 22674)
- Asta NK I 1000 mm (code 22677)

PLUS LIGHT KIT (code 22415)



- Kit for all the Nordik International Plus models.
- Lamp: max 150 W with E27 fitting.

Models	ØA	B	ØC	D	E	Kg
Decor Light Kit	200	180	130	35	20	1.8



SCNR5 (code 12955)



- 5 position speed controller for ceiling-mounted fans without light.
- Convertible to flush-mounted using SCB5 Kit.
- 220-240V ~ 50 Hz.
- Maximum load: 100W.
- Weight: 0.58 Kg.w
- Double insulation.

SCNRL5 (code 12957)



- 5 position speed controller for ceiling-mounted fans with light.
- Convertible to flush-mounted using SCB5 Kit.
- 220-240V ~ 50 Hz.
- Maximum load: 250W.
- Weight: 0.58 Kg.
- Double insulation.

SCNR/M (code 12982)



- Electronic speed controller for use with up to 6 ceiling-mounted fans.
- Convertible to flush-mounted.
- 220-240V ~ 50 Hz.
- Maximum load: 450W (2.5 A).
- Weight: 0.2 Kg.
- Double insulation.

C 2.5 (code 12967)



- Electronic speed controller for use with up to 6 ceiling-mounted fans.
- Convertible to flush-mounted using SCB5 Kit.
- 220-240V ~ 50 Hz.
- Maximum load: 450W (2.5 A).
- Weight: 0.2 Kg.
- Double insulation.

KIT SCB5 (code 22483)



- Kit to convert SCNR5 and SCNRL5 5 position controllers from surface to flush mounted.

KIT SCB (code 22481)



- Kit to convert C 2.5 electronic speed controller from surface to flush mounted.



## ACCESSORIES

### FLUSH OR WALL MOUNTED CONTROLS

SC 503 B (cod. 12801)



SC 503 N (cod. 12802)



SC EXT B (cod. 12803)



Thanks to their simple innovative design, these units more than meet the aesthetics expected of them for both domestic and commercial applications. Backing plate, knob, sliders and adapters made from polycarbonate; face plate and controller for wall mounting made from UV-resistant ABS. On the white and anthracite grey flush mounted versions, the knob and face plate are in matching colours. Both the flush and wall mounted version come with:

- knob with settings from 0 to 5 for various speeds (0 = OFF, 1- 5 = fan speed);
- a LED that shows when the fan is ON.
- two slider switches - one for the light and the other to reverse the fan (where applicable).
- Vortice ceiling fan controls are IMQ approved solely and exclusively for use with Vortice ceiling fans.

### AVAILABLE OPTIONAL ANCILLARIES



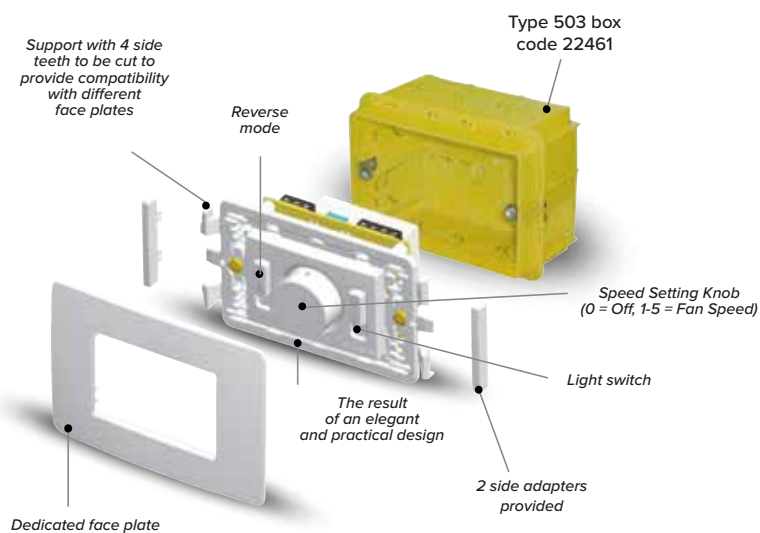
Anthracite grey face plate  
code 22463



White face plate  
code 22462



*Recessed versions, thanks to an intermediate adjustable support, can be coupled with various existing standard face plates, satisfying diverse aesthetic requirements.*



Power supply voltage (V): 220 - 240  
Power supply frequency (Hz): 50  
Max power consumption (W): 18



# NORDIK® INTERNATIONAL PLUS R RANGE

Reversible ceiling-mounted fans with 3 blades, ideal for use in the presence of high relative humidity and splashes of water typical of contexts such as process industries, livestock farms, greenhouses, etc.

- Nominal diameter of blades 1400 mm.
- Top and bottom motor covers moulded from heat-resistant and UV-resistant thermoplastic resin (ABS), colour white.
- Wiring connections at end of ceiling rod concealed by domes moulded from impact- and UV-resistant PP, colour white.
- Single phase start capacitor motor with external rotor, and shaft turning in ball bearings. Direction of rotation reversible.
- Maximum air flow: 13.500 m<sup>3</sup>/h.
- 3 galvanized sheet steel blades powder coated with scratch-resistant polyester, colour white.
- Steel ceiling rod with polyester powder coated finish, colour white, length 375 mm.
- Bag of accessories containing nuts and bolts required for assembly of blades, ceiling hook and rubber anti-vibration washer.
- Speed selectable by way of control units (optional)
- Enclosure rating IPX5 ensuring complete protection from water spray.
- Insulation class: Cl.I ⊕.



## Reverse function

It allows to reverse the air flow direction from floor to ceiling: this means that the flow is no longer direct, but wider and more all-round. It also helps reducing the difference in temperature between the floor (where the temperature is lower) and the ceiling (where it is winter time).







## NORDIK INTERNATIONAL PLUS-R RANGE

### REVERSIBLE CELING FANS IPX5

## TECHNICAL DATA

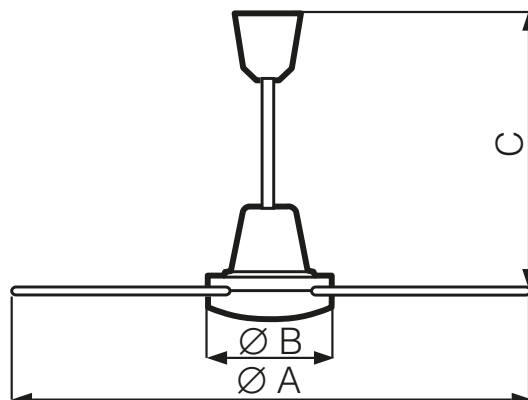
MODELS	CODE	COLOR	V	HZ	W	A	RPM	NR. BLADE	MAX AIRFLOW m³/h	Kg
NORDIK INTERNATIONAL PLUS-R 140/56" IPX5	61742	WHITE	220 - 240	50	70	0.33	231	3	13500	6.2

## NORDIK® INTERNATIONAL PLUS-R | TECHNICAL DATA FOR REGULATION N° 206/2012 UE

	SYMBOL	UNIT OF MEASURE	PLUS 140/56" IPX5
CODE			61742
Maximum fan air flow	F	m³/min	225.00
Fanpower input	P	W	70
Service value	SV	(m³/min)W	3.214
Standby power consumption	PSB	kW	-
Fan sound power level	LWA	dB(A)	52.1
Maximum air velocity	C	m/sec	1.69
Measurement standard for service value		IEC 60879; EN62301: UNI EN ISO 3741	

For more information refer to: Vortice Elettrosociali Spa, Strada Cerca, 2 - 20067 Zoate di Tribiano (MI) Italia

## DIMENSIONS



MODELS	CODE	ØA	ØB	C
NORDIK INTERNATIONAL PLUS-R 140/56" IPX5	61742	1422	230	495

Dimensions (mm)







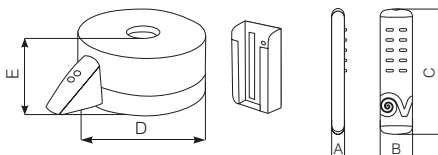
## ACCESSORIES

TELENORDIK 5TR (code 22386)



- New infrared remote control 5 speeds-timer-reverse
- The receiver is hidden inside the fan casing, with only the tip in which the sensor is located protruding.
- Uses infrared transmission to eliminate possible interference with radios or other electrical units.
- Set consists of a receiver, which is fitted to the fan ceiling rod, a transmitter, which sends the desired commands to the fan and a transmitter carrying case which can be fixed to the wall.
- Provided with LED indicators showing operation and "stand-by" status (power on).
- Remote-control range: approximately 13 meters line of sight.
- Fan and remote-control unit are both IMQ approved.
- Easy to install as connections between the fan and fixed speed regulator are not necessary.
- Transmitter can control any TeleNordik receiver.

Remote control	-	infrared
Receiver Volt at 50 Hz	Hz	220-240
Stand by	W	0.558
Maximum load Watt	W	100
Transmitter battery	-	2 x AAA 1.5 V
Receiver	Kg	0.76
Transmitter	Kg	0.06
Insulation	-	Cl. II



Models	A	B	C	D	E
5TR	20	43	155	154	62

Dimensions (mm)

**CEILING RODS**  
Various lenghts to enable installation at desired height.



**WHITE**

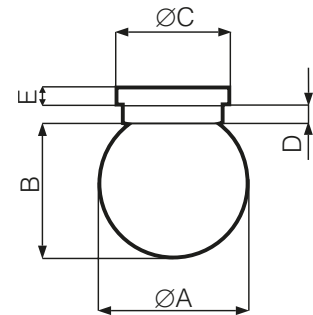
Asta NK I 200 mm (code 22632)  
Asta NK I 250 mm (code 22633)  
Asta NK I 350 mm (code 22642)  
Asta NK I 500 mm (code 22651)  
Asta NK I 750 mm (code 22674)  
Asta NK I 1000 mm (code 22677)

PLUS LIGHT KIT (code 22415)



- Kit for all the Nordik International Plus models.
- Lamp: max 150 W with E27 fitting.

Models	ØA	B	ØC	D	E	Kg
Decor Light Kit	200	180	130	35	20	1.8



SCNR5 (code 12955)



- 5 position speed controller for ceiling-mounted fans without light.
- Convertible to flush-mounted using SCB5 Kit.
- 220-240V ~ 50 Hz.
- Maximum load: 100W.
- Weight: 0.58 Kg.w
- Double insulation.

SCNRL5 (code 12957)



- 5 position speed controller for ceiling-mounted fans with light.
- Convertible to flush-mounted using SCB5 Kit.
- 220-240V ~ 50 Hz.
- Maximum load: 250W.
- Weight: 0.58 Kg.
- Double insulation.

SCNR/M (code 12982)



- Electronic speed controller for use with up to 6 ceiling-mounted fans.
- Convertible to flush-mounted.
- 220-240V ~ 50 Hz.
- Maximum load: 450W (2.5 A).
- Weight: 0.2 Kg.
- Double insulation.

C 2.5 (code 12967)



- Electronic speed controller for use with up to 6 ceiling-mounted fans.
- Convertible to flush-mounted using SCB5 Kit.
- 220-240V ~ 50 Hz.
- Maximum load: 450W (2.5 A).
- Weight: 0.2 Kg.
- Double insulation.

KIT SCB5 (code 22483)



- Kit to convert SCNR5 and SCNRL5 5 position controllers from surface to flush mounted.

KIT SCB (code 22481)



- Kit to convert C 2.5 electronic speed controller from surface to flush mounted.



## ACCESSORIES

### FLUSH OR WALL MOUNTED CONTROLS

SC 503 B (cod. 12801)



SC 503 N (cod. 12802)



SC EXT B (cod. 12803)



Thanks to their simple innovative design, these units more than meet the aesthetics expected of them for both domestic and commercial applications. Backing plate, knob, sliders and adapters made from polycarbonate; face plate and controller for wall mounting made from UV-resistant ABS. On the white and anthracite grey flush mounted versions, the knob and face plate are in matching colours. Both the flush and wall mounted version come with:

- knob with settings from 0 to 5 for various speeds (0 = OFF, 1-5 = fan speed);
- a LED that shows when the fan is ON.
- two slider switches - one for the light and the other to reverse the fan (where applicable).
- Vortice ceiling fan controls are IMQ approved solely and exclusively for use with Vortice ceiling fans.

### AVAILABLE OPTIONAL ANCILLARIES



Anthracite grey face plate  
code 22463



White face plate  
code 22462



*Recessed versions, thanks to an intermediate adjustable support, can be coupled with various existing standard face plates, satisfying diverse aesthetic requirements.*

*Support with 4 side teeth to be cut to provide compatibility with different face plates*

*Reverse mode*

Type 503 box  
code 22461

*Speed Setting Knob  
(0 = Off, 1-5 = Fan Speed)*

*Light switch*

*The result of an elegant and practical design*

*2 side adapters provided*


*Dedicated face plate*

Power supply voltage (V): 220 - 240  
Power supply frequency (Hz): 50  
Max power consumption (W): 18

## GORDON RANGE

Suitable for domestic applications: kitchens, bathrooms, offices, shops, restaurants, bars, etc....

- 2 models
- 2 nominal diameter 300 and 400 mm.
- Material: plastic resin able to withstand aging induced by exposure to sunlight (UV-resistant), and formulated with an antistatic compound to prevent accumulation of dust.
- 3 speed asynchronous motor with thermal overload protection and shaft turning in self-aligning and self-lubricating bushings, coupled to oscillating mechanism generating movement through an angle of approx 90° maximum.
- Motor housing equipped with hinge and clamp knob for adjustment of tilt angle.
- Rotary on/off switch and fan speed selector.
- On/off switch and speed selector (rotary control incorporated into rear of motor housing)
- Power cord with moulded plug.
- Equipped with stretch spiral power cord including plug.
- Maximum airflow 4000 m<sup>3</sup>/h.
- Protection rating: IP20
- Insulation class: CI.II.







## TECHNICAL DATA

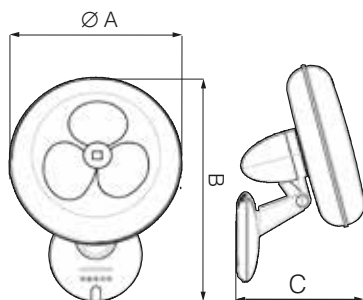
MODELS	CODE	COLOR	V	HZ	W	A	RPM	NR. BLADE	MAX AIRFLOW m³/h	IP	Kg
GORDON W 30/12" ET	60643	grey	220 - 240	50/60	35	0.18	1300	3	2400	20	2.7
GORDON W 40/16" ET	60641				40	0.19	1145		4000		3.0

## GORDON RANGE | TECHNICAL DATA FOR REGULATION N° 206/2012 UE

	CODE	SYMBOL	UNIT OF MEASURE	GORDON W 30/12" ET	GORDON W 40/16" ET
				60643	60641
Maximun fan air flow		F	m³/min	40.00	66.67
Fanpower input		P	W	35	40
Service value		SV	(m³/min)W	1.143	1.667
Standby power consumption		PSB	kW	0.9950	0.9950
Fan sound power level		LWA	dB(A)	50.8	57.2
Maximum air velocity		C	m/sec	1.70	1.61
Measurement standard for service value	IEC 60879; EN62301: UNI EN ISO 3741				

For more information refer to: Vortice Spa, Strada Cerca, 2 - 20067 Zoate di Tribiano (MI) Italia

## DIMENSIONS



MODELS	ØA	B	C
GORDON W 30/12" ET	365	550	335
GORDON W 40/16" ET	460	600	

Dimensions (mm)

## GORDON EVO RANGE

New range of 5 oscillating fans, in table and floor version, equipped with soft-touch and remote controls (depending on the model), with a clean and modern aesthetic that integrates perfectly into both domestic and commercial environments such as shops or offices.

- 5 models
  - Grille, motor housing and support base in grey painted metal (rose gold only for model GORDON EVO 20/8" R - Cod.60617).
  - Central frame, located between the front and rear grilles, made of grey painted plastic material (ABS) (rose gold only for GORDON EVO 20/8" R model - Code 60617).
  - Support rod of the motor fan unit in grey painted metal (in aluminium for GORDON EVO C 40/16 Cod. 60623 and GORDON EVO 40/16" Cod. 60625) painted grey (rose gold only for GORDON EVO 20/8" R model - Code 60617).
- GORDON EVO C 40/16" - Code 60623 is equipped with a breakable rod whose central element can be connected to the two ends by means of a quick-coupling mechanism, allowing the height to be adjusted (max 1.69 m) according to needs.
- Touch buttons with display and/or LED lights for displaying the set functions, positioned on the support rod.
- IR remote control, circular in shape, for remote control of GORDON EVO C 40/16 Code 60623 and GORDON EVO 40/16" Cod. 60625.
- Axial impeller directly coupled to a 4 or 8 speed DC (brushless) motor depending on the model, designed to ensure safe and reliable operation.
  - Automatic oscillation on the horizontal plane for each product, selectable at 30°, 60° or 90° on GORDON EVO C 40/16" Cod. 60623 and GORDON EVO 40/16" Cod. 60625.
  - Possibility of manual adjustment of the fan body on the vertical plane.
  - Timer for automatic shutdown, can be set up to a maximum of 4 or 8 hours depending on the model.
  - 24V power supply with Italian plug and power cable with a useful length of 180 cm.

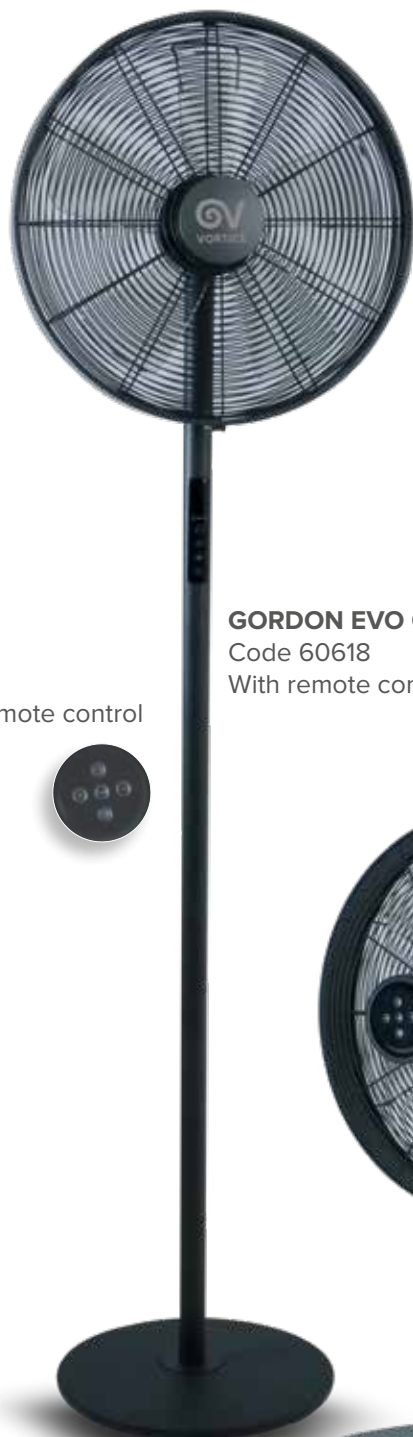




**GORDON EVO 20/8"**  
Code 60618



**GORDON EVO 30/12"**  
Code 60624



**GORDON EVO C 40/16"**  
Code 60618  
With remote control

Remote control



Soft touch  
controls

All Models



**GORDON EVO 40/16"**  
Code 60625  
With remote control

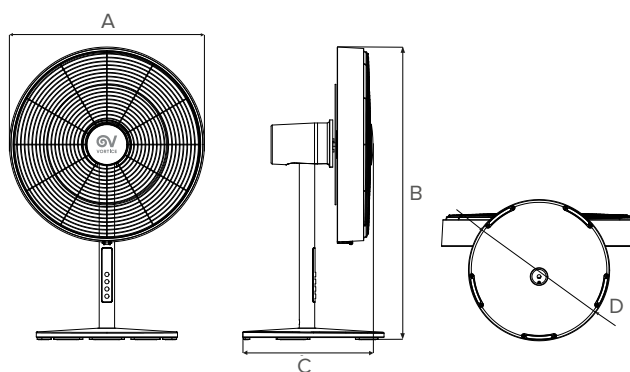
Particularly quiet operation suitable for use in all contexts. The 4 or 8 speed fan motor allows you to adapt the intensity of the flow delivered to the needs of the moment. The possibility of setting the automatic rotation of the motor fan unit around the vertical axis allows the generation of a pleasant refreshing flow, able to cover a large portion of the space surrounding the fan while avoiding the discomfort of a current constantly facing the occupants.

The brushless DC motor guarantees low power consumption in the face of high performance. The timer for the programmed shutdown of the fan guarantees a further optimisation of consumption.

## TECHNICAL DATA

PRODUCT	CODE	VOLTAGE ADAPTER INPUT	FREQUENCY	SUPPLY VOLTAGE OUTPUT	W max	A max	MAX FLOW RATE m³/h	KG
GORDON EVO 20/8"R*	60617	100-240	50/60 HZ	24	14	0,4	1200	3,5
GORDON EVO 20/8"	60618	100-240	50/60 HZ	24	14	0,4	1200	3,5
GORDON EVO 30/12"	60624	100-240	50/60 HZ	24	22	0,4	2340	5,3
GORDON EVO 40/16"	60625	100-240	50/60 HZ	24	24	0,8	2640	6,5
GORDON EVO C 40/16"	60623	100-240	50/60 HZ	24	24	0,8	2640	13,3

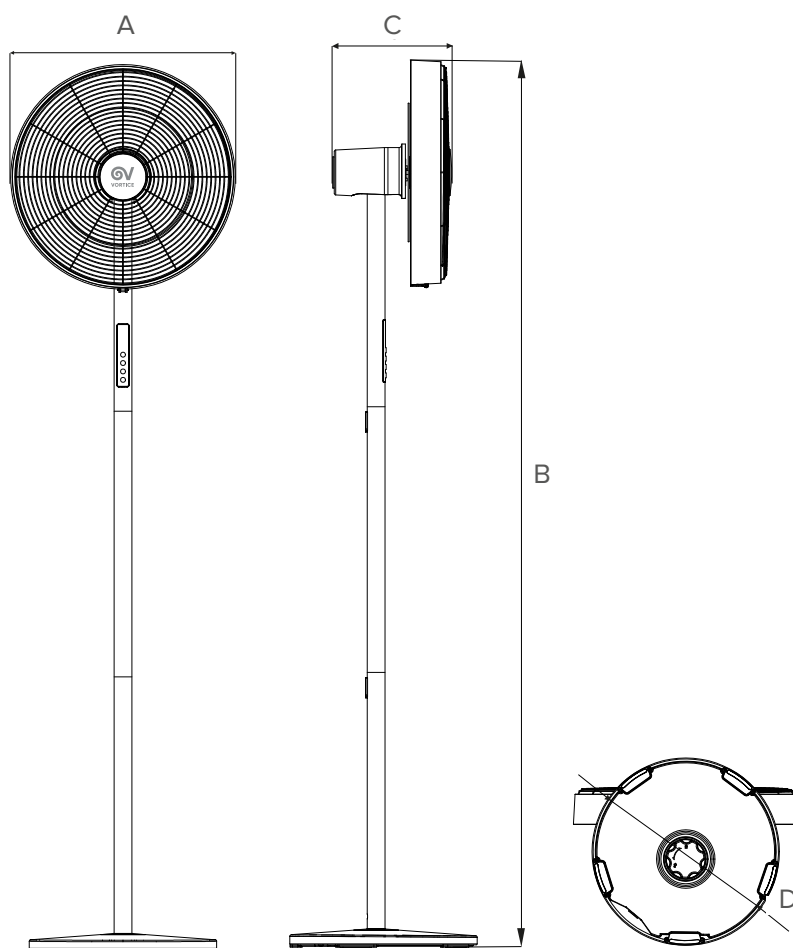
## DIMENSIONS



	ØA	B	C	ØD
GORDON EVO 20/8"R* Code 60617	254	461	210	227
GORDON EVO 20/8" Cod.60618	254	461	210	227
GORDON EVO 30/12" Cod.60624	348	565	330	317
GORDON EVO 40/16" Cod.60625	456	684	304	317

\*R = rose gold color    C\* = column

## DIMENSIONS




	ØA	B	C	ØD
GORDON EVO C* 40/16" Cod.60623	456	1682	238	360



## ARIANTE® RANGE

Suitable for domestic and commercial applications due to its unique spiral airflow.

- Casing moulded from plastic resin able to withstand aging induced by exposure to sunlight (UV-resistant), and formulated with an antistatic compound to prevent accumulation of dust.
- Nominal diameter: 300 mm
- Protective grilles made of ABS impact- and UV-resistant thermoplastic resin: front grille rotatable, rear grille fixed.
- Fan rotor moulded from ABS thermoplastic resin.
- 3 speed asynchronous motor with shaft turning in self-aligning and self-lubricating bushings; thermal overload protection.
- Air flow 1300 m³/h
- Front grille rotation mechanism incorporating synchronous motor with rubber gear housed in the front part of the casing.
- Provided with two rotary switches: The first switch, which has 4 positions (OFF-1-2-3), is used to turn the fan on and off and select the three speeds of the rotor; the second switch, which has 2 positions (ON and OFF), is used to control the rotation of the front grille by turning the synchronous drive motor on or off.
- PVC power cord, length 1.80 m, with 10A moulded plug conforming to the requirements of the EU Machinery Directive.
- Recipient of the Compasso D'oro award for product design
- Insulation class: CI.II



Practical storage,  
thanks to its  
especially low  
depth



Control unit made up  
of two rotary switches:  
The first switch has 4 positions,  
controls switch-on and switch-off  
and allows for the selection of 3  
speeds. The second switch  
has 2 positions and controls  
front grille rotation.

The power cable can be  
wound and retracted into the  
corresponding niche at the  
bottom of the unit



Easy removable front  
grille for simple cleaning  
and maintenance



## ARIANTE RANGE

### ROTATING, MULTI-DIRECTIONAL TABLE AND FLOOR FANS

#### TECHNICAL DATA

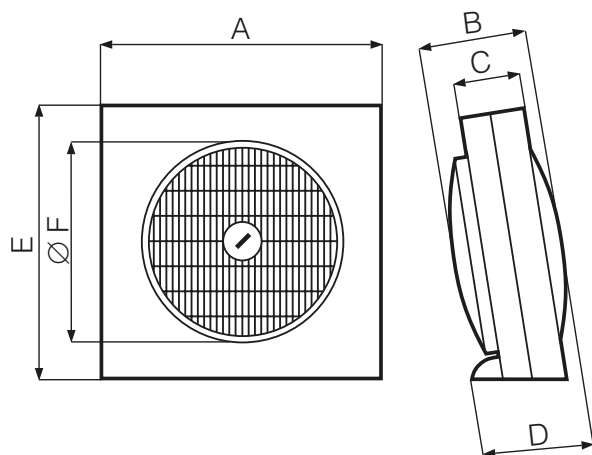
MODELS	CODE	COLOR	V 50/60HZ	W	A	RPM	NR. BLADE	MAX AIRFLOW m³/h	Kg
ARIANTE 30	60790	GREY	220 - 240	35	0,17	1075	6	1306	3.5

#### ARIANTE® RANGE | TECHNICAL DATA FOR REGULATION N° 206/2012 UE

	SYMBOL	UNIT OF MEASURE	ARIANTE 30
CODE			60790
Maximun fan air flow	F	m³/min	21,77
Fanpower input	P	W	35
Service value	SV	(m³/min)W	0,622
Standby power consumption	PSB	kW	0.9950
Fan sound power level	LWA	dB(A)	54,5
Maximum air velocity	C	m/sec	2,03
Measurement standard for service value		IEC 60879; EN62301: UNI EN ISO 3741	

For more information refer to: Vortice Spa, Strada Cerca, 2 - 20067 Zoate di Tribiano (MI) Italia

#### DIMENSIONS



MODELS	A	B	C	D	E	ØF
ARIANTE 30	440	162	90	175	440	335

Dimensions (mm)



## ARIANTE® TOWER RANGE

A latest generation fan, attractively styled and capable of guaranteeing effective cooling even over longer distances.

- Outer casing, base, tangential (cross-flow) impeller, scroll and remote control shell moulded from thermoplastic resin (ABS).
- Supporting structure provided by two extruded aluminium columns, one on either side, connected to the base and rotatable about a vertical axis through 60° approx to channel the flow of air in the preferred direction.
- 3 speed induction motor with start capacitor, shaft turning in high quality self-aligning and self-lubricating bushings; protected by thermal load limiter.
- Air flow 1300 m<sup>3</sup>/h.
- Mechanism inducing oscillation about vertical axis, driven by synchronous electric motor.
- Infrared remote control supplied as standard
- Remote control functions duplicated by Soft Touch local controls positioned at the top of the tower and protected by a cover provided with cushioned retaining catch.
- Set of luminous indicators located on the top front section of the tower casing, showing the selected operating mode of the appliance.
- PVC power cord, length 2 m, with 10A moulded plug (versions also available with Schuko 16A plug and UK 13A plug).
- Insulation class: Cl.II

Standard IR remote control: small and handy, works at a maximum distance of 5 m.



Lets you easily control all the following functions from a distance: on/ off, impeller rotating speed, the 3 timer operating modes.

Practical remote control housing at the bottom of the unit





The on-board "soft touch" type controls replicate the remote control functions. They are housed at the top of the unit and protected by a cover fitted with a shockproof opening/closing system



Indicator light unit near the top of the front fan casing displays the set operating mode.

## ARIANTE TOWER RANGE

### OSCILLATING TOWER FANS

## TECHNICAL DATA

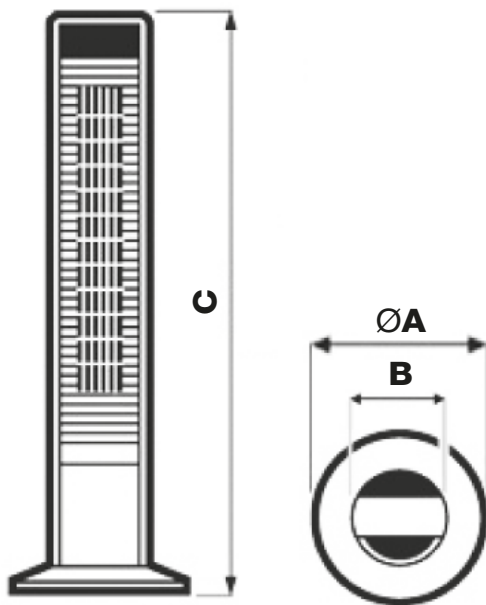
MODELS	CODE	COLOR	V	HZ	W	A	RPM	NR. BLADE	MAX AIRFLOW m³/h	Kg
ARIANTE TOWER SUPER	63015	GREY	220 - 240	50/60	40	0.18	1200	Tang.	2323	5.2

## ARIANTE® RANGE | TECHNICAL DATA FOR REGULATION N° 206/2012 UE

	SYMBOL	UNIT OF MEASURE	ARIANTE TOWER SUPER
CODE			63015
Maximun fan air flow	F	m³/min	38.72
Fanpower input	P	W	40
Service value	SV	(m³/min)W	0.968
Standby power consumption	PSB	kW	0.7240
Fan sound power level	LWA	dB(A)	55.2
Maximum air velocity	C	m/sec	2.52
Measurement standard for service value		IEC 60879; EN62301: UNI EN ISO 3741	

For more information refer to: Vortice Spa, Strada Cerca, 2 - 20067 Zoate di Tribiano (MI) Italia

## DIMENSIONS



MODELS	CODE	ØA	B	C
ARIANTE TOWER SUPER	63015	306	172	1050

Dimensions (mm)









## VORTICE GROUP COMPANIES

### VORTICE S.P.A

Strada Cerca, 2  
Frazione di Zoate  
20067 Tribiano  
(Milan) Italy  
Tel. (+39) 02 906991  
Fax (+39) 02 90699625  
vortice.com

### VORTICE LIMITED

Beeches House  
Eastern Avenue  
Burton on Trent  
DE13 0BB United Kingdom  
Tel. (+44) 1283-49.29.49  
Fax (+44) 1283-54.41.21  
vortice.ltd.uk

### VORTICE INDUSTRIAL S.R.L.

Via B. Brugnoli 3,  
37063 Isola della Scala  
(Verona) Italy  
Tel. (+39) 045 6631042  
Fax (+39) 045 6631039  
vorticeindustrial.com

### CASALS VENTILACIÓN AIR INDUSTRIAL S.L.

Ctra. Camprodon, s/n 17860  
Sant Joan de les Abadesses  
(Girona) Spain  
Tel. (+34) 972720150  
casals.com

### VORTICE LATAM S.A.

Bodega #6  
Zona Franca Este Alajuela,  
Alajuela 20101  
Costa Rica  
Tel. (+506) 2201 6934  
vortice-latam.com

### VORTICE VENTILATION SYSTEM

(Changzhou) Co.LTD  
No. 388 West Huanghe Road  
Building 19, Changzhou  
Post Code: 213000 China  
Tel. (+86) 0519 88990150  
Fax (+86) 0519 88990151  
vortice-china.com

The descriptions and illustrations in this catalogue are intended to be indicative and not binding. Without prejudice to the essential characteristics of the products described and illustrated here, VORTICE reserves the right to make, at any time and without notice, any changes to parts, aesthetic details or supply of accessories to its products that are deemed to be appropriate for improvement or for any construction or commercial requirement.  
This printout completely cancels and replaces all previous ones.

